



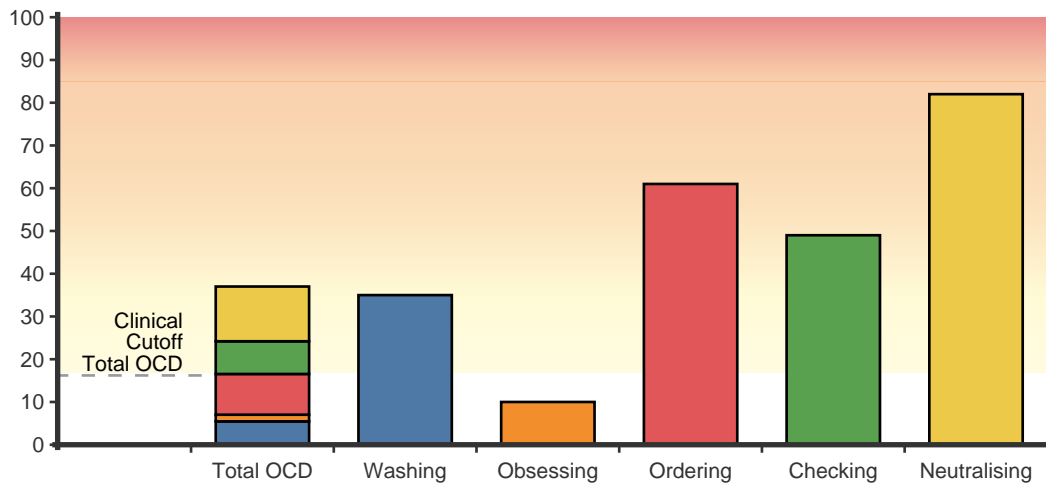
## Obsessive-Compulsive Inventory - Revised (OCI-R)

|                            |                  |                          |             |
|----------------------------|------------------|--------------------------|-------------|
| <i>Client Name</i>         | Generic Joe      | <i>Date administered</i> | 23 Nov 2025 |
| <i>Date of birth (age)</i> | 1 Jan 1900 (126) | <i>Time taken</i>        | 18s         |
| <i>Assessor</i>            | Joseph Phillips  |                          |             |

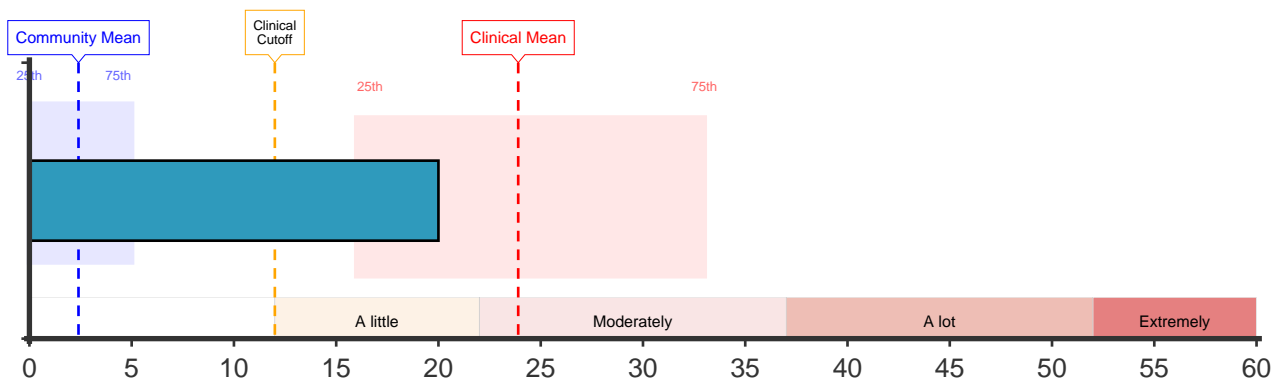
### Results

|                          | Score | Community Percentile | Clinical OCD Percentile | Clinical Outcome      |
|--------------------------|-------|----------------------|-------------------------|-----------------------|
| OCD (0-60)               | 20    | 99.9                 | 37                      | A little Distress     |
| Hoarding Disorder (0-12) | 5     | 96                   | 89                      | Below clinical cutoff |

### OCD Clinical Percentiles



### OCD Score Compared to Community and Clinical Distributions



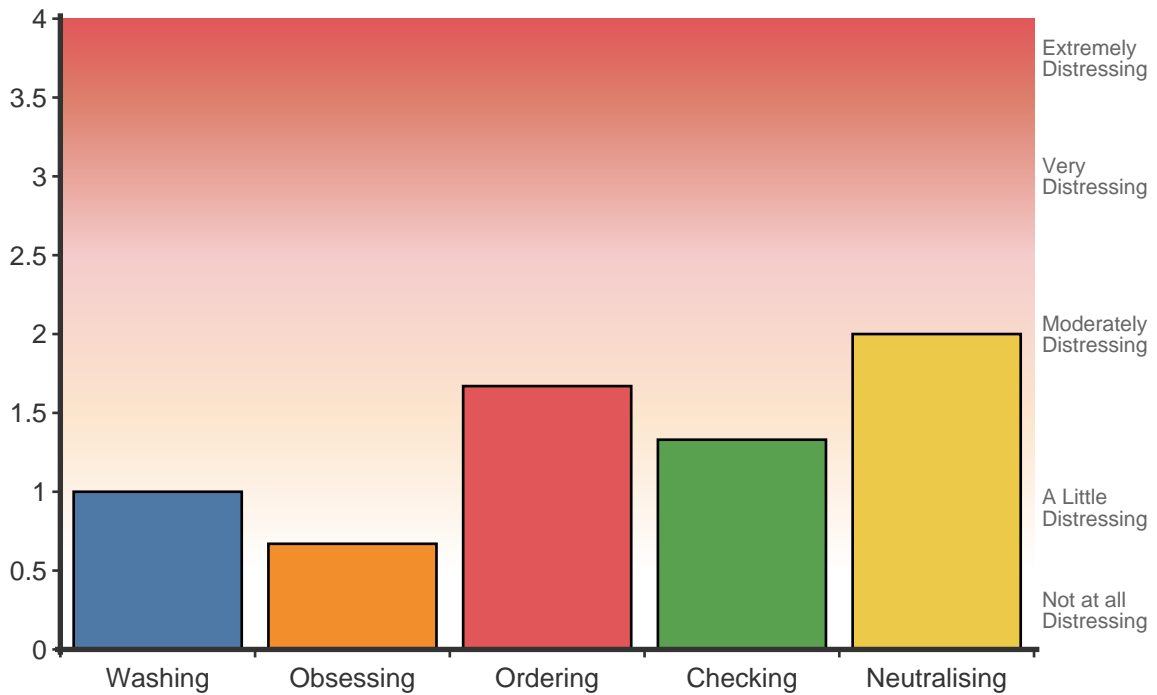


|                    |             |
|--------------------|-------------|
| <b>Client Name</b> | Generic Joe |
|--------------------|-------------|

### OCD Subscales

|              | Raw Score (0-12) | Average Score (0-4) | Distress Experienced | Clinical Percentile |
|--------------|------------------|---------------------|----------------------|---------------------|
| Washing      | 3                | 1                   | A little             | 35                  |
| Obsessing    | 2                | 0.67                | A little             | 10                  |
| Ordering     | 5                | 1.67                | Moderate             | 61                  |
| Checking     | 4                | 1.33                | A little             | 49                  |
| Neutralising | 6                | 2                   | Moderate             | 82                  |

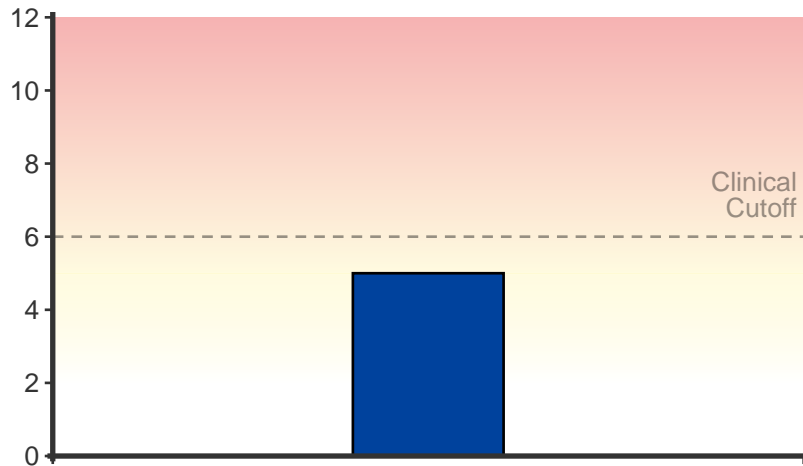
**OCD Behaviours Average Score**





**Client Name** | Generic Joe

### Hoarding Score



### Interpretation

The Obsessive-Compulsive Inventory - Revised (OCI-R) was administered on 23 November 2025. The individual obtained a total OCD score of 20 out of a possible 60, which falls at the 37th percentile for individuals with OCD and the 99.9th percentile for non-clinical individuals, placing this score in the 'A little' distress severity range. A score above the clinical threshold of 12 indicates symptoms at a level consistent with clinical presentations of OCD. This does not confirm a diagnosis but suggests further assessment and monitoring may be warranted.

The individual scored 5 out of a possible 12 on the hoarding subscale, which falls at the 89th percentile for individuals with OCD and the 96th percentile for non-clinical individuals. This score is below the clinical threshold of 6 and suggests the individual likely does not exhibit clinically significant hoarding behaviours.

This individual experiences the most distress in the following areas:

The highest scoring domain is Neutralising (6 out of 12, 82nd percentile), reflecting use of mental strategies to manage unwanted thoughts, indicating moderate distress in this area.

Also of note is Ordering (5 out of 12, 61st percentile), reflecting preferences for order and symmetry, indicating moderate distress in this area.

Further noted is Checking (4 out of 12, 49th percentile), reflecting some checking tendencies, indicating a little distress in this area.

### Scoring and Interpretation Information

**Obsessive Compulsive Disorder Subscale**  
The OCI-R scale produces a measure of distress from OCD behaviours (OCI-OCD). The OCI-OCD Score is based on the 15 OCD items (total score range: 0-60), with higher scores indicating greater discomfort/distress from OCD behaviours. A clinical cutoff of 12 suggests a



|                    |             |
|--------------------|-------------|
| <b>Client Name</b> | Generic Joe |
|--------------------|-------------|

clinical level of distress from OCD behaviours. Figure 1 displays the individual's total OCD score relative to community and OCD clinical population distributions, illustrating the individual's score relative to each group.

OCI-OCD Total Score Severity Interpretation. Severity descriptors are assigned based on the OCI-OCD total score, using raw score thresholds that correspond to meaningful percentile divisions within OCD clinical populations. Descriptor labels are drawn from the OCI-R's response scale language to maintain interpretive consistency.

OCI-OCD Severity Descriptor Bands (based on the OCD Normative Sample):

- A little distressing (Score 12-21): 16th-43rd percentile among individuals with OCD
- Moderately distressing (Score 22-36): 44th-84th percentile among individuals with OCD
- A lot distressing (Score 37-51): 85th-98th percentile among individuals with OCD
- Extremely distressing (Score 52-60): greater or equal to 99th percentile among individuals with OCD

#### OCI-OCD Subscales

The OCD total score is comprised of five subscales (15 items total):

- Washing (items: 5, 11, 17): Assesses concerns about contamination and the compulsive washing and cleaning behaviours used to neutralise these fears.
- Obsessing (items: 6, 12, 18): Measures distressing intrusive thoughts, images, or impulses that are difficult to remove from one's mind.
- Ordering (items: 3, 9, 15): Captures the need for symmetry, exactness, and arranging objects in precise ways until they feel "just right."
- Checking (items: 2, 8, 14): Assesses repetitive checking behaviours driven by doubts and the need to prevent feared consequences.
- Neutralising (items: 4, 10, 16): Measures mental rituals and covert behaviours (such as repeating special words, praying, or counting) used to cancel or neutralise distressing thoughts or prevent feared outcomes.

Severity descriptors for the OCD-specific subscales (Washing, Obsessing, Ordering, Checking, Neutralising) are also tied to the response options (e.g. Not At All, A Little, Moderately, A Lot and Extremely). Each subscale comprises three items; raw scores are divided by three to calculate the average item score, which is then mapped to severity descriptors using the response scale boundaries (Figure 3). The approach provides clinicians with a direct indication of how distressing each specific symptom domain is to the individual, which can help inform treatment planning and help prioritise therapeutic interventions:

#### OCD Subscale Severity Descriptor Bands:

- Not at all (average less than 0.5): Not at all distressing
- A little (average 0.5 to less than 1.5): A little distressing
- Moderately (average 1.5 to less than 2.5): Moderately distressing
- A lot (average 2.5 to less than 3.5): Very distressing
- Extremely (average greater or equal to 3.5): Extremely distressing

Note: For the Obsessing subscale, percentiles may understate clinical severity. Obsessions are common in OCD, so severity ratings based on reported distress are often more informative than percentile rank.

#### Hoarding Disorder Subscale

The OCI-R can also measure hoarding behaviours and provide a hoarding disorder score based on three hoarding items (1, 7, 13), which assess difficulty discarding possessions, excessive acquisition of items, and problems with clutter that interfere with living spaces. The hoarding



**Client Name** | Generic Joe

disorder score ranges from 0-12, with higher scores suggesting higher distress from hoarding behaviour. A clinical cutoff of 6 (Wootton et al., 2015) suggests a clinical level of distress from hoarding symptoms. Percentile rankings, calculated relative to an OCD clinical sample, may be reported for contextual comparison only; unlike the OCI-OCD, graded severity descriptors are not applied, and clinical interpretation is based solely on whether the clinical cutoff is met.

## Client Responses

|    |  | Not at all | A little | Moderately | A lot | Extremely |
|----|--|------------|----------|------------|-------|-----------|
| 1  | I have saved up so many things that they get in the way.   | 0          | 1        | 2          | 3     | 4         |
| 2  | I check things more often than necessary.  | 0          | 1        | 2          | 3     | 4         |
| 3  | I get upset if objects are not arranged properly.  | 0          | 1        | 2          | 3     | 4         |
| 4  | I feel compelled to count while I am doing things.   | 0          | 1        | 2          | 3     | 4         |
| 5  | I find it difficult to touch an object when I know it has been touched by strangers or certain people. | 0          | 1        | 2          | 3     | 4         |
| 6  | I find it difficult to control my own thoughts.  | 0          | 1        | 2          | 3     | 4         |
| 7  | I collect things I don't need.   | 0          | 1        | 2          | 3     | 4         |
| 8  | I repeatedly check doors, windows, drawers, etc.   | 0          | 1        | 2          | 3     | 4         |
| 9  | I get upset if others change the way I have arranged things.   | 0          | 1        | 2          | 3     | 4         |
| 10 | I feel I have to repeat certain numbers.   | 0          | 1        | 2          | 3     | 4         |
| 11 | I sometimes have to wash or clean myself simply because I feel contaminated.                           | 0          | 1        | 2          | 3     | 4         |
| 12 | I am upset by unpleasant thoughts that come into my mind against my will.                              | 0          | 1        | 2          | 3     | 4         |
| 13 | I avoid throwing things away because I am afraid I might need them later.                              | 0          | 1        | 2          | 3     | 4         |
| 14 | I repeatedly check gas and water taps and light switches after turning them off.                       | 0          | 1        | 2          | 3     | 4         |
| 15 | I need things to be arranged in a particular order.  | 0          | 1        | 2          | 3     | 4         |
| 16 | I feel that there are good and bad numbers.  | 0          | 1        | 2          | 3     | 4         |



|                    |             |
|--------------------|-------------|
| <b>Client Name</b> | Generic Joe |
|--------------------|-------------|

### Client Responses (cont.)

|    |   | Not at all | A little | Moderately | A lot | Extremely |
|----|---|------------|----------|------------|-------|-----------|
| 17 | I wash my hands more often and longer than necessary.                       | 0          | 1        | 2          | 3     | 4         |
| 18 | I frequently get nasty thoughts and have difficulty in getting rid of them. | 0          | 1        | 2          | 3     | 4         |